

14 214

ATRIO®

PRESSURE BALANCE VALVE TRIM WITH CARTRIDGE



GROHE SPA

STANDARD SPECIFICATION:

- GROHE StarLight®
- GROHE SilkMove®
- Metal handle
- Metal trim plate with GROHE QuickFix®
- Includes pressure balance cartridge with double ceramic technology
- 5.2gpm (bottom) and 3.0gpm (top port) at 45psi (19 L/min)
- Requires GrohSafe™ 3.0 Rough-in Valve (35 110), (35 111), (35 112), (35 113), (35 114), (35 115), or (35 116) (sold separately)



PRODUCT FEATURES:



GROHE StarLight®







GROHE SilkMove®

CERTIFICATIONS:



- ADA
- Massachusetts Plumbing Board Approved
- CSA B125.1
- ASME A112.18.1

AVAILABLE FINISHES:

- 14214000  GROHE StarLight® Chrome
- 142142430  Matte Black
- 14214EN0  Brushed Nickel InfinityFinish™
- 14214GN0  Brushed Cool Sunrise

NOTE: Install this product according to the installation guide. ADA, CSA compliant when installed to the specific requirements of these regulations.

We reserve the right to make revisions without notice to product specifications. 04-26-2023

US
Tel: 1.630.582.7711 Fax: 1.630.582.7722
For the most current Specification Sheet,
go to www.grohe.us.

Canada
Tel: 1.888.644.7643 Fax: 1.905.366.2071
For the most current Specification Sheet,
go to www.grohe.ca.

PART OF LIXIL

14 214

ATRIO®

PRESSURE BALANCE VALVE TRIM WITH CARTRIDGE



GROHE SPA

TECHNICAL DATA:

Product Height	165 mm
Product Length	59 mm
Product Width	158 mm

